







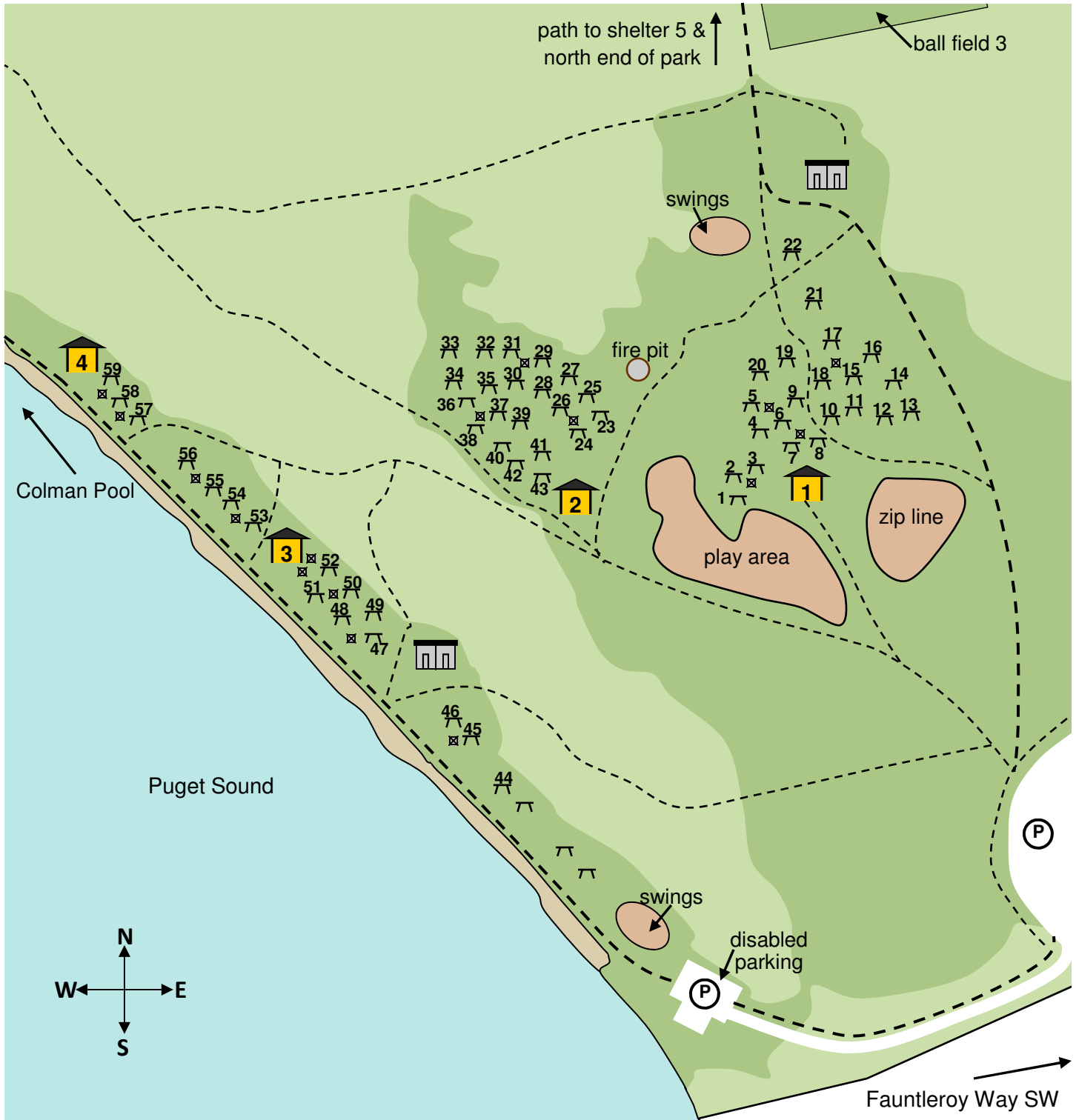
LINCOLN PARK Shelters 1, 2, 3, 4

8011 Fautleroy Way SW
Seattle, WA 98136

- | | | | |
|---|--------------------|---|-------------|
|  | Picnic Table |  | Restroom |
|  | Picnic Shelter |  | Parking Lot |
|  | Pedestrian Pathway |  | BBQ Grill |



SEATTLE PARKS
AND RECREATION



LINCOLN PARK

8011 Fautleroy Way SW
Seattle, WA 98136

I-5 North/Southbound:

Take the West Seattle exit.
On the West Seattle Bridge, follow the signs
to Fautleroy Way SW.
Continue going straight on Fautleroy Way SW until
you reach the park.
The park is on the right-hand side of the street just
before the Vashon Ferry Terminal.
There is parking in the first parking lot on
the right.

